



**GLIDEROL**  
GARAGE DOORS

Opening Doors Around the World®

www.gliderol.co.uk



**Gliderol Roller Door**

Continuous Sheet Curtain Roller Door





Gliderol Roller Door, Golden Oak



## Space Saving

Rolls up vertically and does not swing out in front of the garage. You can park right up to the door and have more storage space in the roof of the garage.

## Easy to Operate

Easy to open and close with minimum noise and friction giving reliable performance at all times.

## Security

Unique profile and aluminium bottom rail reinforce our roller doors against intruder penetration.

Gliderol Roller Door, Juniper Green



Gliderol Roller Door, White



## Minimal Maintenance

No oiling or greasing, just an occasional clean of the guides with white spirit and the door surface with warm soapy water.

## Weatherseal

Durable bottomseal on the underside of the door prevents leaves and other undesirable materials entering your garage from outside.

## Locking

The double-sided locking system is operated from the central handle and locks from both the inside and outside of the door. No lock is supplied on automatic doors.

Gliderol Roller Door Mini available for garages with limited headroom.



## Easy to Use

Glidermatic remote control allows the door to be opened or closed either by means of a compact hand transmitter or by a wall mounted control box in the garage. Either way, the door opens and closes smoothly and quietly.



## Security

The risk of another handset using the same code is eliminated as the transmitter uses a different code from one of two billion after every operation.



All Gliderol products are CE marked and built within our audited ISO 9001 quality systems.

## Safety

The door reverses automatically should the downward movement of the door be restricted.

## Quiet Operation

Noise is reduced as the motor is housed entirely within the roll of the door giving a quiet and smooth performance.

## Automatic Light

Lights your garage for up to 90 seconds after the motor is activated allowing you to drive into an illuminated garage.

## External Manual Release/ Dual Override Key Switch (Optional Extra)

If your garage has no other entry point an external manual release allows access in case of power failure. This is a simple key switch which connects via a cable to pin on the side of the motor and upon pulling will disengage the motor to allow manual operation of the door.




## Gliderol Roller Door Mini



**The Mini Roller is a compact version** that requires reduced space above the door opening - perfect for flat roof garages or other space restricted garages. The door is available up to 2100mm high and 3400mm wide in all the same finishes and with the option of automation.

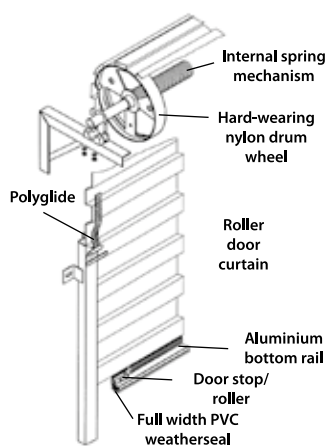


## Available Colours Are:

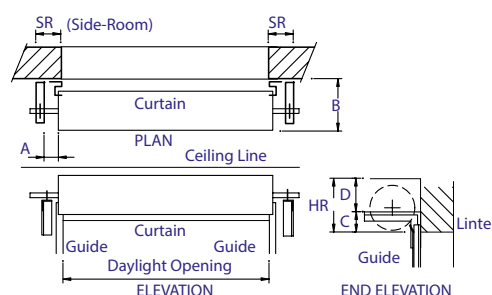


\* Laminate finish. The colours are printed and may not match exactly. Steel colour swatches are available.

## Technical Information



Gildermatic doors require an extra 20mm side clearance on the side the drive unit is required to be fitted.



DIMENSION PANEL (minimum sizes) mm							
SERIES A (Hand Operated)	Side Room		Head Room	A	B	C	D
	Resid.A	Resid.AA					
2100 HIGH	75	100	430	25-100	500	150	280
2400 HIGH	75	100	450	25-100	540	160	290
2700 HIGH	75	100	450	25-100	540	160	290
3000 HIGH	75	100	470	25-100	560	170	300
Mini ROLL							
2100 HIGH	75	-	340	25-100	420	150	190

If recommended headroom is not available the door may still be installed, required headroom should be maintained (n.b. some loss of opening height will occur and the roll of the door will be visible, but this may be disguised by a fascia).



All Gliderol products are CE marked and built within our audited ISO 9001 quality systems.

**Sizes** - Up to 5 metres wide and 3 metres high. Requires no frame so enables the maximum possible opening width for the wider vehicle. Door sits behind the brickwork so can be fitted in arched and unusual garage door openings.

**Windlock system** - should be specified for double doors in very exposed locations and greater side room clearance is required. For advice and information, speak to our technical department or your supplier.

**Converting to automatic** - whilst manual doors can be easily converted to automatic later, there is a significant cost saving if the unit is factory-fitted at the outset.



**Guarantees** - so long as the door is correctly installed and reasonably maintained, 2 years electrical, 6 years mechanical and 10 years on the door finish. CE tested and approved. Ask for details.

**Presented by:**



**GLIDEROL**  
GARAGE DOORS

Opening Doors Around the World®  
www.gliderol.co.uk

Please Note: As ours is a policy of progressive design we reserve the right to change without prior notice. All colours shown are limited by the printing process and will not be a precise match for actual finishes. Please request samples of your choice. Errors and omissions excepted. December 2015.